

Quality and Style Unmatched

PRODUCT CATALOG



No one Regrets Buying the Best®



Real
Quality



Contents

The Keystone Series®	5
Keystone Mailbox Door Options	8
Keystone Post Options	9
Keystone Level One	10
Keystone Level Two	12
Keystone Accessories	13
The Wallmount Mailbox	15
Wallmount Eagle Design	18
Wallmount Leaf Design	19
Wallmount Lockable Insert	20
The Classic Mailbox Collection	21
Classic Mailbox Installation Options	24
Classic Mailbox	26
Classic Mailbox Features and Options	28
HouseMark® Address Plaques	29
HouseMark Plaque Specifications	32
Oval Designs Level 1	34
Oval Designs Level 2	36
Roundtangle® Design Level 1	37
Roundtangle® Design Level 2	39
SoftCurve® Plaques	40



There can only be one Original.

Don't settle for less.

Gaines Manufacturing, Inc.

Commitment

Gaines Manufacturing, Inc.



Designers of the World's Finest Mailboxes and Address Plaques, Gaines Manufacturing is committed to the beautification of your home. This commitment is reflected in the consistent quality and service which remains uncompromised and unmatched.



Gaines' corporate offices, manufacturing and distribution facility is located near San Diego, California.

"I look at everything we do from a customer's perspective, so we never compromise on materials, finish, or workmanship in anything we make. It's our formula for doing business and it will never change."

Handwritten signature of Ted Gaines in black ink.

TED GAINES



The Keystone Series®



Keystone Series Mailboxes are a blend of traditional style and contemporary good looks. Gaines Manufacturing strives to make elegance and functionality our primary goal.



Patented Design! Patents #D448,911 and #D445,988

Keystone Series.® *Often Copied Never Duplicated.*

Pick a Box. Pick a Post. Pick all Options.

It's that simple to get everything you want. Available in 22 different finish combinations, two different door options, and three different mounting post configurations.

Constructed from aerospace-grade, rust-proof aluminum

Optional solid brass or satin nickel accents

Two door styles to choose from

Numerous different finishes

Diverse post options and accessories

Installation is easy

U.S. Postmaster General approved



Two Distinctive Door Styles to Choose From



Level 1

Powder-coated box with contrasting door plaque and flag accents.



Level 2

Powder-coated box with matching door plaque and red flag.

Keystone Mailbox Door Options


Door A - Raised Elements

Multi-layered
keystone design

Height 12-1/4"
Width 10-3/8"
Depth 20-1/8"
Weight 18 lbs.

All design
accents are raised

Distinctive
block column design




Door B - Inset Elements

Multi-layered
debossed
keystone design

Height 12-3/8"
Width 10-3/8"
Depth 20"
Weight 18 lbs.

All design
accents are inset

Classic single
column design



Installation Idea:

Keystone Mailboxes can be set in a wall or pilaster for a truly custom presentation. A perfect accent for adding beauty and style to your home.

Keystone Series® Posts

These handsome post styles are available in the following powder-coated finishes: white, metallic bronze, black, metallic charcoal, almond, and forest green



Keystone Standard Post

Designed for in-ground installation
Extremely durable
Low cost
One bolt installation

Height 54"
Width 4"
Depth 4"
Weight 11 lbs.



Keystone Deluxe Post

In-ground installation
Extremely durable
Address plaque and newspaper holder options available

Height 77-1/2"
Width 22-3/4"
Depth 8"
Weight 22 lbs.



Keystone Double Deluxe Post

In-ground installation
Designed for dual mailbox applications
Address plaque and newspaper holder options available

Height 77-1/2"
Width 36"
Depth 8"
Weight 25 lbs.



Keystone Series®

Level 1

Powder-coated mailbox, polished brass, verde brass, antique bronze, or satin nickel front plate and flag in complimentary finish.

NOTE: Model numbers ending with "A" indicates door style A, model numbers ending with "B" indicates door style B.

U.S. Postmaster General approved.



KS-1A or KS-1B
White
Polished Brass



KS-3A or KS-3B
Almond
Polished Brass



KS-4A or KS-4B
Metallic Bronze
Polished Brass



KS-5A or KS-5B
Metallic Charcoal
Polished Brass



KS-6A or KS-6B
Forest Green
Polished Brass



KS-7A or KS-7B
Black
Polished Brass

Keystone Series®



KS-11A or KS-11B
White
Verde Brass



KS-12A or KS-12B
Black
Verde Brass



KS-14A or KS-14B
Metallic Bronze
Verde Brass



KS-20A or KS-20B
Metallic Bronze
Antique Bronze



KS-21A or KS-21B
Black
Antique Bronze



KS-22A or KS-22B
White
Antique Bronze



KS-23A or KS-23B
White
Satin Nickel



KS-24A or KS-24B
Metallic Bronze
Satin Nickel



KS-25A or KS-25B
Black
Satin Nickel

Keystone Series®

Level 2

Powder-coated mailbox, powder-coated aluminum front plate and red powder-coated flag.

NOTE: Model numbers ending with "A" indicates door style A, model numbers ending with "B" indicates door style B.



KS-15A or KS-15B
White
Red Flag



KS-17A or KS-17B
Metallic Charcoal
Red Flag



KS-18A or KS-18B
Forest Green
Red Flag



KS-19A or KS-19B
Black
Red Flag

Keystone Series® Accessories

Accessories for the Deluxe or Double Deluxe Posts

Custom Vinyl Lettering



Special order your address number and/or street name on one or both sides of your mailbox.

Vinyl characters are available in gold, silver and bronze



Keystone Address Plaque

Rust-proof, all aluminum construction
Available in six powder-coated finishes

Did You Know?

There's an easy way to create a lockable Keystone Mailbox. Gaines Manufacturing has designed an elegant solution to convert any new or previously purchased Keystone Mailbox into a secure, lockable mailbox.

Turn the next page and see how!

Keystone Series[®] Accessories



Keystone Newspaper Holder

Heavy-duty,
all aluminum
construction
Available in six
powder-coated finishes
Attaches easily

Keystone Series Mailbox Lockable Insert

A Lockable Insert is available
for all new or existing
Keystone Series Mailboxes.

Installation is simple. The
Lockbox slides into the front
of the mailbox and secures
with a single screw.



Note:

The Keystone Series Mailbox is
approved by the U.S. Postmaster
General. Check with your local
postal carrier to determine if the
lockable insert option is acceptable
in your area.

The Wallmount Mailbox



The Wallmount Mailbox is a blend of style and durability coupled with contemporary design and functionality. Every mailbox is made with the highest quality materials for years of lasting beauty.



Internationally Patented Design! U.S. Patent #D450,170

The Wallmount Mailbox. A Beautiful Addition.

The World's Finest Wallmount Mailbox

All Wallmount Mailboxes are finished with a state-of-the-art five-stage powder-coat paint process for beauty and durability. The door stays open in an upright position and closes softly on pads for smooth, quiet operation.



Constructed from aerospace-grade, die-cast aluminum

Solid brass and satin nickel accents available

Easy installation-all hardware is included

Three powder-coated colors-white, black and metallic bronze

Wallmount Mailbox Specifications

Height	14-3/8"
Width	14-7/8"
Depth	7-1/2"
Weight	13 lbs. (Level 1)
	12 lbs. (Level 2)



The Wallmount Mailbox is large enough to hold mail, magazines, small packages and more.

Wallmount Eagle Design

The Wallmount Mailbox LEVEL 1

Powder-coated mailbox accented in either solid polished brass, antique bronze or satin nickel.



WM-1
White
Polished Brass



WM-2
Metallic Bronze
Polished Brass



WM-3
Black
Polished Brass



WM-4
White
Antique Bronze



WM-5
Metallic Bronze
Antique Bronze



WM-6
Black
Antique Bronze



WM-7
White
Satin Nickel



WM-8
Metallic Bronze
Satin Nickel



WM-9
Black
Satin Nickel

The Wallmount Mailbox LEVEL 2

Powder-coated mailbox with matching color plaque.



WM-11
All White



WM-12
All Metallic Bronze



WM-13
All Black

Wallmount Leaf Design

The Wallmount Mailbox LEVEL 1

Powder-coated mailbox accented in either solid polished brass, antique bronze or satin nickel.



WM-1C
White
Polished Brass



WM-2C
Metallic Bronze
Polished Brass



WM-3C
Black
Polished Brass



WM-4C
White
Antique Bronze



WM-5C
Metallic Bronze
Antique Bronze



WM-6C
Black
Antique Bronze



WM-7C
White
Satin Nickel



WM-8C
Metallic Bronze
Satin Nickel



WM-9C
Black
Satin Nickel

Did you know?

All Gaines Wallmount Mailboxes have cushioned doors that make the lid close quietly every time.



The Wallmount Lockable Insert

Did you know?

You can easily increase security to any new or existing Gaines Wallmount Mailbox!



A Lockable Insert is available for Wallmount Mailboxes. Installation takes only minutes. Remove the back panel (only 4 screws), slip in the Lockbox and replace the back piece.

The Wallmount Lockable Insert installs securely in only minutes.



Step 1
Unscrew the four screws that attach the back plate of the mailbox and remove.



Step 2
Slide Lockbox into the back of the mailbox.



Step 3
Re-attach the back plate with the four screws.

The Classic Collection



The Classic Mailbox Collection
combines elegance with timeless design to
beautify any style home.



Patented Design! Patent #D554,272

The Classic Collection. Unique Treasures.

The Pride of the Gaines Family of high quality products.

The Classic Mailbox weighs 41 pounds and is crafted from 16 separate castings. Each Mailbox is hand assembled and electrostatically powder-coated with over two pounds of paint!

U.S. patented design

Constructed from aerospace-grade, die-cast aluminum and accented with solid brass pieces

Contemporary satin nickel accents available

Available in six powder-coated colors

Lockable front access door



Did You Know?

Superior craftsmanship with strict attention to detail, makes The Classic Mailbox Collection the finest mailbox money can buy. It is this pride in quality and style that keeps Gaines Manufacturing at the top of their market.



The Classic Mailbox Installation Options

Classic Mailbox Specifications

Height 50-1/4"
 Width 15"
 Depth 10"
 Weight 41 lbs.



Classic Top Piece

Height 18-3/4"
 Width 15"
 Depth 10"
 Weight 30 lbs



Classic Mailboxes are available with Polished Brass, Verde Brass, Satin Nickel, or Antique Bronze accent pieces.



Classic Faceplate and Aluminum Can

	Faceplate	Can
Height	13-1/8"	11-3/8"
Width	14-7/8"	13-1/8"
Depth	1"	10"
Weight	14 lbs.	
	(both pieces)	

The Classic Top Piece is designed for dual mailbox installations, an ideal solution for multi-residence and business use.



The Classic Faceplate can be flush mounted or inset in a wall, pilaster or column.



The Classic Mailbox

Powder-coated mailbox accented with five solid brass, satin nickel, antique bronze or verde brass accent pieces.



CL-ALM
Almond
Polished Brass



CL-BLK
Black
Polished Brass



CL-BRO
Metallic Bronze
Polished Brass



CL-CHA
Metallic Charcoal
Polished Brass



CL-GRE
Forest Green
Polished Brass



CL-WHI
White
Polished Brass



CL-BLK+AB
Black
Antique Bronze



CL-BRO+AB
Metallic Bronze
Antique Bronze

The Classic Mailbox



CL-WHI+AB
White
Antique Bronze



CL-BLK+SN
Black
Satin Nickel



CL-BRO+SN
Metallic Bronze
Satin Nickel



CL-WHI+SN
White
Satin Nickel



CL-GRE+VB
Forest Green
Verde Brass



CL-WHI+VB
White
Verde Brass



CL-BRO+VB
Metallic Bronze
Verde Brass



CL-BLK+VB
Black
Verde Brass


The Classic Mailbox Features and Options



The standard mail slot is large enough to accommodate small packages, magazines and bundles of mail.



The High Security option restricts an unwanted hand from entering the mailbox. You must order this option from the manufacturer; it can not be added once purchased, but it can be removed.



Each model features a lockable front access door; the access door should be left unlocked for mail pickup. Just be sure the flag is up!

PLEASE NOTE:

The Classic Mailbox is not intended as a curbside mailbox where letter carrier delivers mail from vehicle.



The Classic Address Plaque is easy to install and can be added to any Classic Mailbox. Each plaque comes with your choice of personalized gold, silver or bronze vinyl numbers installed on your plaque.

The Address Plaque installs easily with two brass screws.

HouseMark[®] Address Plaques



HouseMark Address Plaques and Numbers create a true custom look that provides years of lasting beauty while enhancing the distinction of your home.



Patent #D477,367 and Utility Patent #6,688,476

HouseMark Address Plaques. A Custom Solution.

Add “The Mark of Distinction” to Your Home.

HouseMark Address Plaques create a true custom solution without difficult installation procedures or expensive handymen. HouseMark numbers are designed to “float” above the surface, creating a soft shadow with outstanding visibility and depth. Available in two plaque sizes and shapes.



Patented number alignment system makes installing numbers virtually mistake-proof for anyone

Choose from white, bronze or black powder-coated finishes

Heavy-duty cast aluminum plaque construction

Mounting template and hardware is included

Accents are available in Satin Brass, Satin Nickel, Antique Bronze and Verde Brass

Installation is easy

Large plaques accommodate 1-5 numbers, small plaques are designed for 1-3 numbers

HouseMark Plaque Specifications

	SML OVAL	SML RNDT	LRG OVAL	LRG RNDT
Width	13-1/8"	12-11/16"	19-5/16"	18-11/16"
Height	7-1/8"	7-5/16"	9"	9-5/16"
Depth	3/4"	3/4"	3/4"	3/4"

WEIGHT (Plaque only)

	SML OVAL	SML RNDT	LRG OVAL	LRG RNDT
LEVEL 1	2.40 lbs.	2.65 lbs.	4.40 lbs.	4.85 lbs.
LEVEL 2	1.65 lbs.	1.75 lbs.	2.95 lbs.	3.40 lbs.

(All specifications are approximate.)


Our Patented Number Alignment System Sets HouseMark Address Plaques Apart



All plaque backs have pre-punched holes which makes number alignment mistake proof



STEP 1 Select and drill through pre-punched number holes using drill bit provided with address plaque




STEP 2 Screw numbers securely to plaque

We've Thought of Everything!

Mounting template with simple-to-follow installation instructions

Stainless steel hardware

Even the drill bit is included!



Special Order your plaque today and the factory will do all the work for you!
Your Gaines address plaque will arrive assembled in a sturdy presentation box.

HouseMark Post Kit



The HouseMark Post Kit is available in all colors and accepts any size or shape HouseMark Address Plaque. This kit enables you to mount your plaque on the lawn or in any landscaped area.



Double-faced Mounting— NO PROBLEM!

The Post Kit can also display two plaques, back-to-back for distinctive two-sided viewing.

Oval Designs

OVAL LEVEL 1 with Satin Brass frame

Small plaques accommodate 1-3 numbers, large plaques are designed for 1-5 numbers.



H1-SOWH
Small White
w/Brass Frame



H1-SOBR
Small Bronze
w/Brass Frame



H1-SOBL
Small Black
w/Brass Frame



H1-LOWH
Large White
w/Brass Frame



H1-LOBR
Large Bronze
w/Brass Frame



H1-LOBL
Large Black
w/Brass Frame

OVAL LEVEL 1 with Satin Nickel frame



S1-SOWH
Small White
w/Nickel Frame



S1-SOBR
Small Bronze
w/Nickel Frame



S1-SOBL
Small Black
w/Nickel Frame



S1-LOWH
Large White
w/Nickel Frame



S1-LOBR
Large Bronze
w/Nickel Frame



S1-LOBL
Large Black
w/Nickel Frame

Oval Designs

OVAL LEVEL 1 with Antique Bronze frame

Small plaques accommodate 1-3 numbers, large plaques are designed for 1-5 numbers.



A1-SOWH
Small White
w/Antique Bronze Frame



A1-SOBR
Small Bronze
w/Antique Bronze Frame



A1-SOBL
Small Black
w/Antique Bronze Frame



A1-LOWH
Large White
w/Antique Bronze Frame



A1-LOBR
Large Bronze
w/Antique Bronze Frame



A1-LOBL
Large Black
w/Antique Bronze Frame

OVAL LEVEL 1 with Verde Brass frame



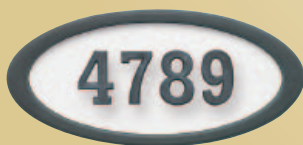
V1-SOWH
Small White
w/Verde Brass Frame



V1-SOBR
Small Bronze
w/Verde Brass Frame



V1-SOBL
Small Black
w/Verde Brass Frame



V1-LOWH
Large White
w/Verde Brass Frame



V1-LOBR
Large Bronze
w/Verde Brass Frame



V1-LOBL
Large Black
w/Verde Brass Frame

Bival Designs

OVAL LEVEL 2 with matching frame

Small plaques accommodate 1-3 numbers, large plaques are designed for 1-5 numbers.



H2-SOWH
Small White
w/White Frame



H2-SOBR
Small Bronze
w/Bronze Frame



H2-SOBL
Small Black
w/Black Frame



H2-LOWH
Large White
w/White Frame



H2-LOBR
Large Bronze
w/Bronze Frame



H2-LOBL
Large Black
w/Black Frame



Roundtangle® Designs

ROUNDTANGLE LEVEL 1 with Satin Brass frame

Gaines' exclusive Roundtangle design makes a clean, contemporary statement.



H1-SRWH
Small White
w/Brass Frame



H1-SRBR
Small Bronze
w/Brass Frame



H1-SRBL
Small Black
w/Brass Frame



H1-LRWH
Large White
w/Brass Frame



H1-LRBR
Large Bronze
w/Brass Frame



H1-LRBL
Large Black
w/Brass Frame

ROUNDTANGLE LEVEL 1 with Satin Nickel frame



S1-SRWH
Small White
w/Nickel Frame



S1-SRBR
Small Bronze
w/Nickel Frame



S1-SRBL
Small Black
w/Nickel Frame



S1-LRWH
Large White
w/Nickel Frame



S1-LRBR
Large Bronze
w/Nickel Frame



S1-LRBL
Large Black
w/Nickel Frame

Roundtangle® Designs

ROUNDTANGLE LEVEL 1 with Antique Bronze frame



A1-SRWH
Small White
w/Antique Bronze Frame



A1-SRBR
Small Bronze
w/Antique Bronze Frame



A1-SRBL
Small Black
w/Antique Bronze Frame



A1-LRWH
Large White
w/Antique Bronze Frame



A1-LRBR
Large Bronze
w/Antique Bronze Frame



A1-LRBL
Large Black
w/Antique Bronze Frame

ROUNDTANGLE LEVEL 1 with Verde Brass frame



V1-SRWH
Small White
w/Verde Brass Frame



V1-SRBR
Small Bronze
w/Verde Brass Frame



V1-SRBL
Small Black
w/Verde Brass Frame



V1-LRWH
Large White
w/Verde Brass Frame



V1-LRBR
Large Bronze
w/Verde Brass Frame



V1-LRBL
Large Black
w/Verde Brass Frame

Roundtangle® Designs

ROUNDTANGLE LEVEL 2 with matching frame



H2-SRWH
Small White
w/White Frame



H2-SRBR
Small Bronze
w/Bronze Frame



H2-SRBL
Small Black
w/Black Frame



H2-LRWH
Large White
w/White Frame



H2-LRBR
Large Bronze
w/Bronze Frame



H2-LRBL
Large Black
w/Black Frame



Soft Curve® Plaques



HM-SCWH
White



HM-SCBR
Bronze



HM-SCBL
Black



HM-SCWH
White



HM-SCBR
Bronze



HM-SCBL
Black

Constructed from aerospace-grade, rust-proof cast aluminum

Single size plaques accommodate 1-5 numbers

Solid brass or satin nickel numbers

Numbers "float" above surface to create a rich, soft shadow

Installation is easy





Gaines Manufacturing, Inc.
Consistent High Quality Products



When Only the Best Will Do.



Gaines Manufacturing, Inc.
12220 Kirkham Road, Poway, CA 92064
T: 858.486.7100 F: 858.486.7855

www.gainesmfg.com