

MULTI-POINT



MULTI-POINT
HOW TO ORDER



Bristol – MP009



Richland – MP011



Lakeshore – MP013




Springfield – MP001



Bismark – MP002




Boulder – MP016



Cody – MP015



Concord – MP004



Kensington – MP003



Santa Monica – MP005



Watch for this icon as your quick guide to coordinating Baldwin lock hardware throughout your home. Your favorite Baldwin styles are now available in Mortise for entrance needs, Tubular for entrance/interiors, AND Multi-Point for patio doors!

- > FITS 92 AND 105 MM CYLINDER TO LEVER C.T.C.
- > ESTATE COLLECTION FINISH OPTIONS TO SUIT ANY HOME.
- > PROFILE OR AMERICAN CYLINDER.
- > AVAILABLE AS COMPLETE SETS, MINUS LEVER SETS, OR CHOOSE YOUR OWN LEVER STYLE TO BUILD A SET.
- > EASY INSTALLATION WITH ONE-BOX SHIPPING AND CYLINDER/HARDWARE FOR 1.75" THICK DOOR.
- > THROUGH-BOLT MOUNTING.
- > THICK DOOR KITS AVAILABLE.
- > ALL PROFILE AND AMERICAN CYLINDERS ARE FIELD KEYABLE TO BALDWIN KEYWAY.
- > 112 FINISH NOW AVAILABLE FOR ALL PROFILE CYLINDERS

PROFILE CYLINDERS

RECOMMENDED FINISHES	ORIGINAL FINISHES
040	003, 031, 033, 034, 060, 040, 050
112	412, 102, 190, 402, 112
264	055, 056, 150, 151, 260, 264, 452

AMERICAN CYLINDERS

RECOMMENDED FINISHES	ORIGINAL FINISHES
040	003, 031, 033, 034, 040, 050, 060, 102, 112, 190, 402, 412,
264	055, 056, 150, 151, 260, 264, 452

MULTI-POINT HOW TO ORDER

STEP 1

PICK YOUR MULTI-POINT TRIM

EXAMPLE # **MP004** . XXX . XXXX

Trim Code	Description
MP001	Springfield Multi-Point Trim
MP002	Bismark Multi-Point Trim
MP003	Kensington Multi-Point Trim
MP004	Concord Multi-Point Trim
MP005	Santa Monica Multi-Point Trim
MP009	Bristol Multi-Point Trim
MP011	Richland Multi-Point Trim
MP013	Lakeshore Multi-Point Trim
MP015	Cody Multi-Point Trim
MP016	Boulder Multi-Point Trim

STEP 2

CHOOSE YOUR DOOR CONFIGURATION

EXAMPLE # MP004 . xxx . xxx**1**

Configuration #	Description	Measurement	Page
Configuration 1	Profile Cylinder Below Handle	92mm CTC, 8.5"	Mounting Hole CTC 146
Configuration 2	American Cylinder Above Handle	105mm CTC, 8.5"	Mounting Hole CTC 148
Configuration 3	American Cylinder Below Handle	92mm CTC, 8.375"	Mounting Hole CTC 150
Configuration 4	Profile Cylinder Below Handle	92mm CTC, 7.875"	Mounting Hole CTC 152
Configuration 5	American Cylinder Above or Below Handle	92mm CTC, 7.5625"	Mounting Hole CTC 154
Configuration 6	American Cylinder Above Handle	92mm CTC, 7.25"	Mounting Hole CTC 156

STEP 3

CHOOSE YOUR FUNCTION

EXAMPLE # MP004 . xxx . **ACT**

Function Code	Description
ACT	Entry, keyed w/ turnknob (supplied w/ cylinder for 1 3/4" door thickness)
FDP	Passage, active, no cylinder or turnknob
AIN	Inactive outside and active inside- non-keyed
FD	Inactive, non-keyed
PAT	Patio, non-keyed

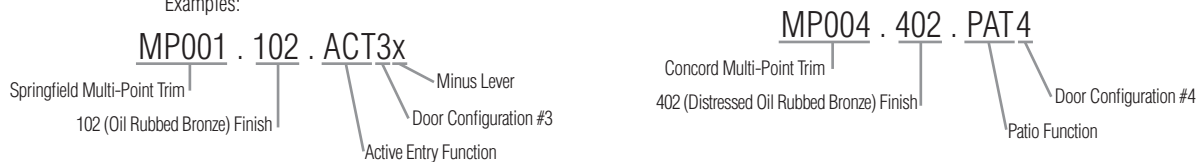
STEP 4

SPECIFY MINUS LEVER OPTION, IF DESIRED:

EXAMPLE # MP004 . xxx . ACT**x**

Add "x" to suffix for minus lever option.
Otherwise trim ships with stock lever choice as shown.

Examples:



STEP 5

IF A LEVER OTHER THAN THE STANDARD IS DESIRED

Order a trim without levers and order levers separately.

STEP 6

IF SPLIT FINISH



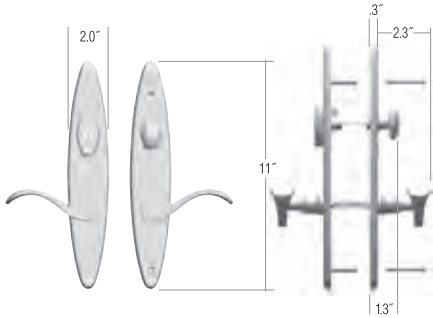


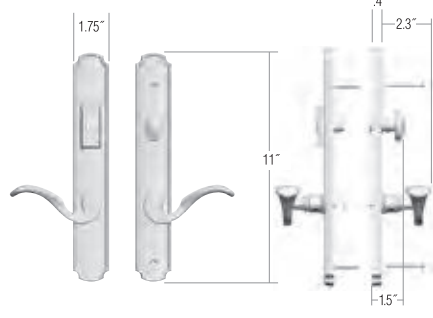


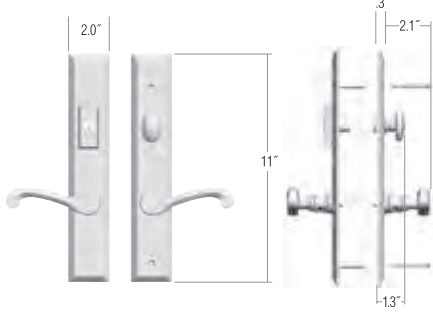


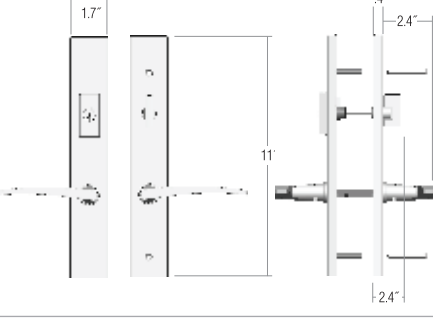


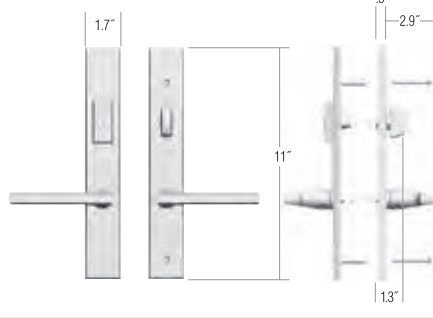
Order escutcheons, levers, and corresponding thick door kits separately.

STEP 1

PICK YOUR MULTI-POINT TRIM

EXAMPLE # **MP004** . XXX . XXXX

MULTI-POINT
TIER 1

<p>Springfield – MP001 5455 lever included</p>	<p>Profile Cylinder Below Handle</p>		<p>American Cylinder Above & Below</p>		
<p>Bismark – MP002 5152 lever included</p>	<p>Profile Cylinder Below Handle</p>		<p>American Cylinder Above & Below</p>		
<p>Concord – MP004 5445 lever included</p>	<p>Profile Cylinder Below Handle</p>		<p>American Cylinder Above & Below</p>		
<p>Santa Monica – MP005 L022 lever included</p>	<p>Profile Cylinder Below Handle</p>		<p>American Cylinder Above & Below</p>		
<p>Lakeshore – MP013 5162 lever included</p>	<p>Profile Cylinder Below Handle</p>		<p>American Cylinder Above & Below</p>		

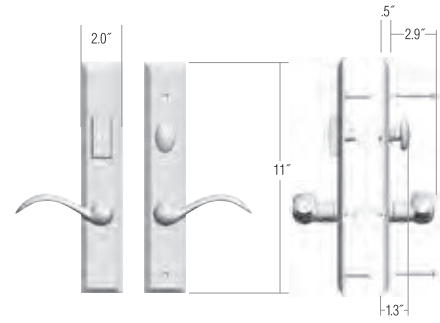
MULTI-POINT HOW TO ORDER - STEP 1

Cody – MP015
5452 lever included

**Profile Cylinder
Below Handle**



**American Cylinder
Above & Below**

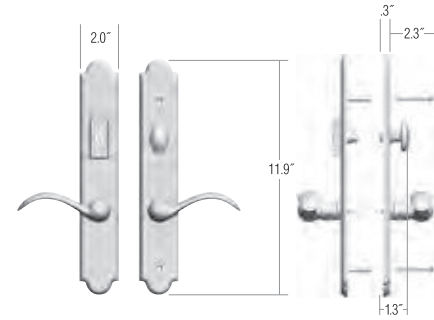


Boulder – MP016
5452 lever included

**Profile Cylinder
Below Handle**



**American Cylinder
Above & Below**



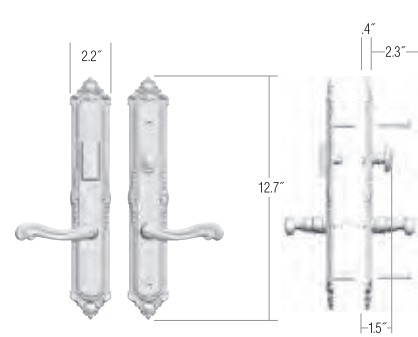
MULTI-POINT TIER 2

Kensington – MP003
5108 lever included

**Profile Cylinder
Below Handle**



**American Cylinder
Above & Below**

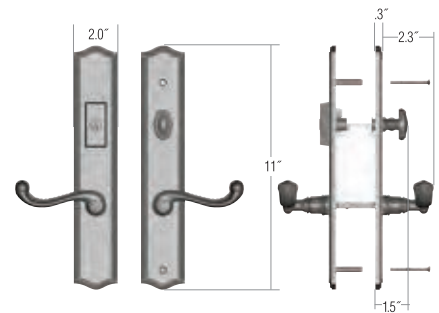



Bristol – MP009
5104 lever included

**Profile Cylinder
Below Handle**



**American Cylinder
Above & Below**

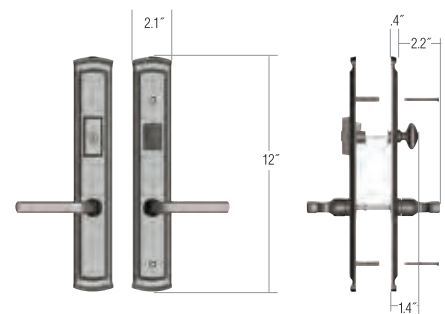



Richland – MP011
5190 lever included

**Profile Cylinder
Below Handle**



**American Cylinder
Above & Below**



BALDWIN

HOW TO ORDER, CONFIGURATION 1

STEP 1

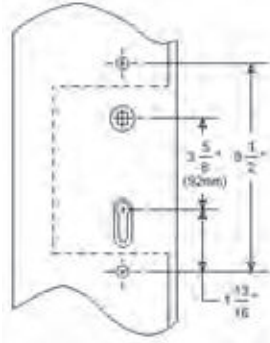
PICK YOUR MULTI-POINT TRIM

EXAMPLE # **MP004** . xxx . xxxx

STEP 2

CHOOSE YOUR DOOR CONFIGURATION

EXAMPLE # MP004 . xxx . xxx**1**

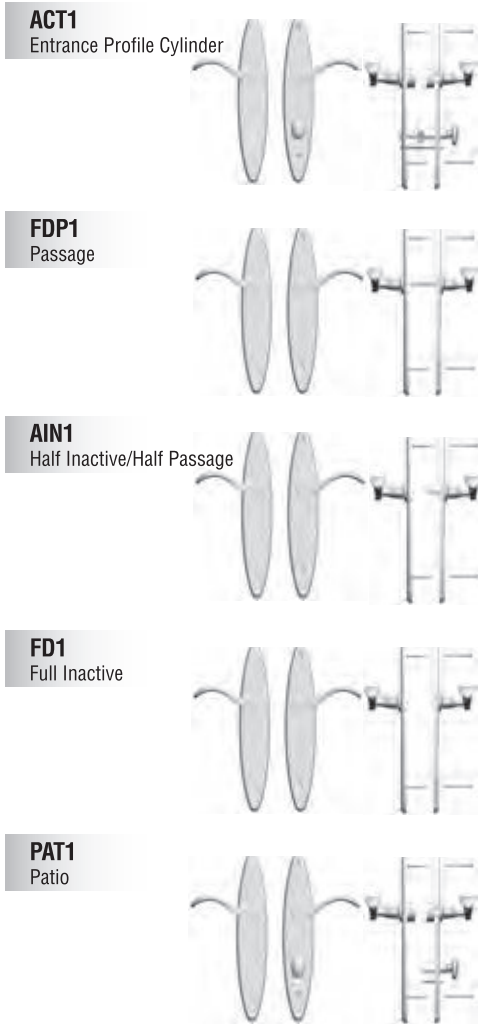


Configuration #	Description
Configuration 1	Profile Cylinder Below Handle — 3 5/8" (92 mm) center to center 8 1/2" center to center mounting hole location

STEP 3

CHOOSE YOUR FUNCTION — CONFIGURATION #1

EXAMPLE # MP004 . xxx . **ACT1**



		Without Levers			
		031		031	
		033, 034, 040	003, 055	033, 034, 040	003, 055
		050, 060, 102	056, 402	050, 060, 102	056, 402
		112, 150, 151	412, 452	112, 150, 151	056, 402
		190, 260, 264		190, 260, 264	412, 452
Bismark, Boulder, Cody, Concord, Lakeshore, Springfield, Santa Monica					
Tier 1					
Item #	Description				
Entrance Profile Cylinder Multi-point					
ACT1	Entry - Keyed W/ Turnknob	\$550	\$625	\$405	\$460
Passage Multi-point					
FDP1	Passage - Active No Cylinder or Turnknob				
Half Inactive / Half Passage Multi-point					
AIN1	Inactive Outside And Active Inside - Non-keyed	450	525	305	360
Full Inactive Multi-point					
FD1	Inactive - Non-keyed				
Patio Multi-point					
PAT1	Patio - Non-keyed				
Multi-point, Escutcheons ONLY					
KN1	KN, Cut for Knob Inside				
KNIR1	KN, Cut for Knob Inside - Rigid Lever	\$190	220	—	—
KN01	KN, Cut for Knob Outside				
KNOR1	KN, Cut for Knob Outside - Rigid Lever				
KC1	KC, Cut for Cylinder Outside - Pro C1				
KCT1	KC, Cut for Cylinder Inside - Pro C1	210	240	—	—
Kensington, Bristol, Richland					
Tier 2					
		031		031	
		033, 034, 040	003, 055	033, 034, 040	003, 055
		050, 060, 102	056, 402	050, 060, 102	056, 402
		112, 150, 151	412, 452	112, 150, 151	056, 402
		190, 260, 264		190, 260, 264	412, 452
Item #	Description				
Entrance Profile Cylinder Multi-point					
ACT1	Entry - Keyed W/ Turnknob	\$600	\$675	\$455	\$510
Passage Multi-point					
FDP1	Passage - Active No Cylinder Or Turnknob				
Half Inactive / Half Passage Multi-point					
AIN1	Inactive Outside And Active Inside - Non-keyed	500	575	355	410
Full Inactive Multi-point					
FD1	Inactive - Non-keyed				
Patio Multi-point					
PAT1	Patio - Non-keyed				
Multi-point, Escutcheons ONLY					
KN1	KN, Cut for Knob Inside				
KNIR1	KN, Cut for Knob Inside - Rigid Lever	\$210	240	—	—
KN01	KN, Cut for Knob Outside				
KNOR1	KN, Cut for Knob Outside - Rigid Lever				
KC1	KC, Cut for Cylinder Outside - Pro C1				
KCT1	KC, Cut for Cylinder Inside - Pro C1	230	260	—	—

HOW TO ORDER, CONFIGURATION 1

STEP 3 (CONT)

THICK DOOR KIT — CONFIGURATION #1

EXAMPLE # **MP000 . XXX . ACTD**

Thick Door Kits
Tier 1 & Tier 2

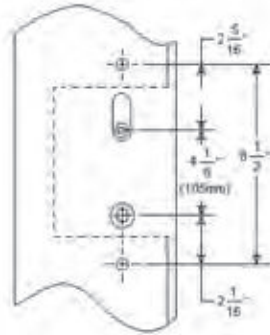
	Included w/standard sets						List Price
ACT1	1 3/4"	2"	2 1/4"	2 3/8"	2 1/2"	2 3/4"	
All others	MP000.xxx.ACTD	MP000.xxx.ACTD	MP000.xxx.ACTE	MP000.xxx.ACTF	MP000.xxx.ACTG	MP000.xxx.ACTG	\$120
Bismark, Kensington, Lakeshore	MP000.xxx.ACTD	MP000.xxx.ACTE	MP000.xxx.ACTE	MP000.xxx.ACTF	MP000.xxx.ACTG	MP000.xxx.ACTI	\$120
PAT1	1 3/4"	2"	2 1/4"	2 3/8"	2 1/2"	2 3/4"	
All others	MP000.xxx.PATJ	MP000.xxx.PATJ	MP000.xxx.PATK	MP000.xxx.PATL	MP000.xxx.PATM	MP000.xxx.PATM	\$120
Bismark, Kensington, Lakeshore	MP000.xxx.PATJ	MP000.xxx.PATK	MP000.xxx.PATK	MP000.xxx.PATL	MP000.xxx.PATM	MP000.xxx.PATO	\$120
AIN Sets	1 3/4" – 2 1/4"			2 3/8" – 2 3/4"			
	MP000.000.AINS	—	—	MP000.000.AINT	—	—	\$25
FD Sets	1 3/4" – 2 1/4"			2 3/8" – 2 3/4"			
	MP000.000.FDPTP	—	—	MP000.000.FDPTQ	—	—	\$25
FDP Sets	1 3/4" – 2 1/4"			2 3/8" – 2 3/4"			
	MP000.000.FDPTP	—	—	MP000.000.FDPTQ	—	—	\$25

- > Baldwin Multi-Point Active & Patio trims assume 1.75" door thickness.
- For thicker doors, please order a Thick Door kit according to the chart below. Specify cylinder finish where noted.
- > Available cylinder finishes include ONLY 264 (Satin Chrome), 040 (Satin Brass) and 112 (Venetian Bronze).
- > See finish chart on page 176 for cylinder finish recommendations.

ACT kits include: 8mm to 7.3mm Conversion Spindle, Keyed Cylinder, and Cylinder Installation Hardware
 PAT kits include: 8mm to 7.3mm Conversion Spindle, Patio Cylinder, and Cylinder Installation Hardware
 AIN kits include: Half spindle, and Spindle Installation Hardware
 FDPTP kits include: 8mm to 7.3mm Conversion Spindle

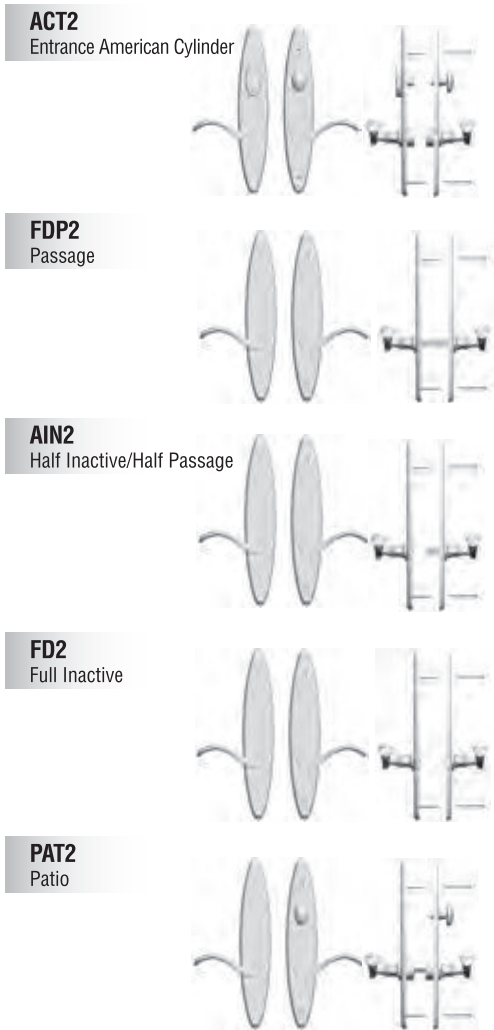
MULTI-POINT
HOW TO ORDER, CONFIGURATION 2

STEP 1	PICK YOUR MULTI-POINT TRIM	EXAMPLE # MP004 . xxx . xxxx
STEP 2	CHOOSE YOUR DOOR CONFIGURATION	EXAMPLE # MP004 . xxx . xxx 2



Configuration #	Description
Configuration 2	American Cylinder Above Handle — 4 1/8" (105 mm) center to center 8 1/2" center to center mounting hole location

STEP 3	CHOOSE YOUR FUNCTION — CONFIGURATION #2	EXAMPLE # MP004 . xxx . ACT2
---------------	--	-------------------------------------



Bismark, Boulder, Cody, Concord, Lakeshore, Springfield, Santa Monica				Without Levers	
Tier 1					
Item #	Description	031 033, 034, 040 050, 060, 102 112, 150, 151 190, 260, 264	003, 055 056, 402 412, 452	031 033, 034, 040 050, 060, 102 112, 150, 151 190, 260, 264	003, 055 056, 402 412, 452
Entrance American Cylinder Multi-point					
ACT2	Entry - Keyed W/ Turnknob	\$575	\$650	\$430	\$485
Passage Multi-point					
FDP2	Passage - Active No Cylinder Or Turnknob				
Half Inactive / Half Passage Multi-point					
AIN2	Inactive Outside And Active Inside - Non-keyed	450	525	305	360
Full Inactive Multi-point					
FD2	Inactive - Non-keyed				
Patio Multi-point					
PAT2	Patio - Non-keyed				
Multi-point, Escutcheons ONLY					
KN12	KN, Cut for Knob Inside				
KN1R2	KN, Cut for Knob Inside - Rigid Lever				
KN02	KN, Cut for Knob Outside	\$190	\$220	—	—
KN0R2	KN, Cut for Knob Outside - Rigid Lever				
KCA2	KC, Cut for Cylinder Outside - Ande C2	220	250	—	—
KTA2	KT, Cut for Turnpiece Inside - Ande C2	210	240		

Kensington, Bristol, Richland				Without Levers	
Tier 2					
Item #	Description	031 033, 034, 040 050, 060, 102 112, 150, 151 190, 260, 264	003, 055 056, 402 412, 452	031 033, 034, 040 050, 060, 102 112, 150, 151 190, 260, 264	003, 055 056, 402 412, 452
Entrance American Cylinder Multi-point					
ACT2	Entry - Keyed W/ Turnknob	\$625	\$700	\$480	\$535
Passage Multi-point					
FDP2	Passage - Active No Cylinder Or Turnknob				
Half Inactive / Half Passage Multi-point					
AIN2	Inactive Outside And Active Inside - Non-keyed	500	575	355	410
Full Inactive Multi-point					
FD2	Inactive - Non-keyed				
Patio Multi-point					
PAT2	Patio - Non-keyed				
Multi-point, Escutcheons ONLY					
KN12	KN, Cut for Knob Inside				
KN1R2	KN, Cut for Knob Inside - Rigid Lever				
KN02	KN, Cut for Knob Outside	\$210	240		
KN0R2	KN, Cut for Knob Outside - Rigid Lever				
KCA2	KC, Cut for Cylinder Outside - Ande C2	240	270		
KTA2	KT, Cut for Turnpiece Inside - Ande C2	230	260		

STEP 3 (CONT)

THICK DOOR KIT — CONFIGURATION #2

EXAMPLE # **MP000 . XXX . ACTR**Thick Door Kits
Tier 1 & Tier 2

	Included w/standard sets		List Price
ACT2*	1 ¾"		
	MP000.xxx.ACTR*	—	\$115
AIN Sets	1.75"		
	MP000.000.AINS	—	\$25
AIN Sets	2" to 2 ¼"	2 ¾" to 3"	
	MP000.000.AINS	MP000.000.AINT	\$25
FD Sets	1 ¾" to 2 ¼"	2 ¾" to 2 ¾"	
	MP000.000.FDPTP	MP000.000.FDPTQ	\$25
FDP Sets	1 ¾" to 2 ¼"	2 ¾" to 2 ¾"	
	MP000.000.FDPTP	MP000.000.FDPTQ	\$25

> Specify cylinder finish where noted.

> *ACT2 - Finish matches trim exactly (any of the Baldwin Estate finishes)

ACT kits include: 8mm to 7.3mm Conversion Spindle, Keyed Cylinder, and Cylinder Installation Hardware

AIN kits include: Half spindle, and Spindle Installation Hardware

FDPTP kits include: 8mm to 7.3mm Conversion Spindle

HOW TO ORDER, CONFIGURATION 3

STEP 1

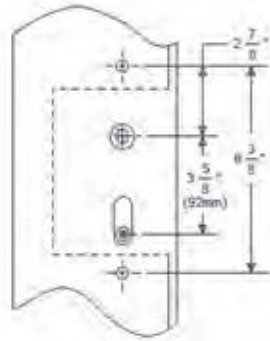
PICK YOUR MULTI-POINT TRIM

EXAMPLE # **MP004** . xxx . xxxx

STEP 2

CHOOSE YOUR DOOR CONFIGURATION

EXAMPLE # MP004 . xxx . xxx**3**




Configuration #	Description
Configuration 3	American Cylinder Below Handle — 3 5/8" (92 mm) center to center 8 3/8" center to center mounting hole location

STEP 3

CHOOSE YOUR FUNCTION — CONFIGURATION #3

EXAMPLE # MP004 . xxx . **ACT3**



Bismark, Boulder, Cody, Concord, Lakeshore, Springfield, Santa Monica				Without Levers			
Tier 1							
Item #	Description	031 033, 034, 040 050, 060, 102 112, 150, 151 190, 260, 264	003, 055 056, 402 412, 452	031 033, 034, 040 050, 060, 102 112, 150, 151 190, 260, 264	003, 055 056, 402 412, 452		
Entrance American Cylinder Multi-point							
ACT3	Entry - Keyed W/ Turnknob	\$575	\$650	\$430	\$485		
Passage Multi-point							
FDP3	Passage - Active No Cylinder Or Turnknob						
Half Inactive / Half Passage Multi-point							
AIN3	Inactive Outside And Active Inside - Non-keyed	450	525	305	360		
Full Inactive Multi-point							
FD3	Inactive - Non-keyed						
Patio Multi-point							
PAT3	Patio - Non-keyed						
Multi-point, Escutcheons ONLY							
KNI3	KN, Cut for Knob Inside						
KNIR3	KN, Cut for Knob Inside - Rigid Lever						
KN03	KN, Cut for Knob Outside	\$190	220				
KNOR3	KN, Cut for Knob Outside - Rigid Lever						
KC3	KC, Cut for Cylinder Outside - American C3	220	250				
KT3	KT, Cut for Turnpiece Inside - American C3	210	240				
PKT3	Patio KT, Cut for Turnpiece Inside - C3						

Kensington, Bristol, Richland				Without Levers			
Tier 2							
Item #	Description	031 033, 034, 040 050, 060, 102 112, 150, 151 190, 260, 264	003, 055 056, 402 412, 452	031 033, 034, 040 050, 060, 102 112, 150, 151 190, 260, 264	003, 055 056, 402 412, 452		
Entrance American Cylinder Multi-point							
ACT3	Entry - Keyed W/ Turnknob	\$625	\$700	\$480	\$535		
Passage Multi-point							
FDP3	Passage - Active No Cylinder Or Turnknob						
Half Inactive / Half Passage Multi-point							
AIN3	Inactive Outside And Active Inside - Non-keyed	500	575	355	410		
Full Inactive Multi-point							
FD3	Inactive - Non-keyed						
Patio Multi-point							
PAT3	Patio - Non-keyed						
Multi-point, Escutcheons ONLY							
KNI3	KN, Cut for Knob Inside						
KNIR3	KN, Cut for Knob Inside - Rigid Lever						
KN03	KN, Cut for Knob Outside	\$210	240				
KNOR3	KN, Cut for Knob Outside - Rigid Lever						
KC3	KC, Cut for Cylinder Outside - American C3	240	270				
KT3	KT, Cut for Turnpiece Inside - American C3	230	260				
PKT3	Patio KT, Cut for Turnpiece Inside - C3						

HOW TO ORDER, CONFIGURATION 3

STEP 3 (CONT)

THICK DOOR KIT — CONFIGURATION #3

EXAMPLE # **MP000 . XXX . ACTA**

Thick Door Kits
Tier 1 & Tier 2

	Included w/standard sets			
ACT3	1 3/4" to 2 1/4"	2 3/8" to 2 1/2"	2 3/4"	List Price
	MP000.xxx.ACTA	MP000.xxx.ACTB	MP000.xxx.ACTC	\$115
PAT3	1 3/4" to 2 1/4"	2 3/8" to 2 3/4"		
	MP000.000.FDPTP	MP000.000.FDPTQ	—	\$25
AIN Sets	1 3/4" to 2 1/4"	2 3/8" to 2 3/4"		
	MP000.000.AINS	MP000.000.AINT	—	\$25
FD Sets	1 3/4" to 2 1/4"	2 3/8" to 2 3/4"		
	MP000.000.FDPTP	MP000.000.FDPTQ	—	\$25
FDP Sets	1 3/4" to 2 1/4"	2 3/8" to 2 3/4"		
	MP000.000.FDPTP	MP000.000.FDPTQ	—	\$25

- > Config #3 Multi-Point come standard for 1 3/4" to 2 1/4" door thickness. For thicker doors, please order a Thick Door kit according to the chart above.
- > Specify cylinder finish where noted. Available cylinder finishes include 264 (Satin Chrome) and 040 (Satin Brass) ONLY.
- > See finish chart on page 176 for cylinder finish recommendations.

ACT kits include: 8mm to 7.3mm Conversion Spindle, Keyed Cylinder, and Cylinder Installation Hardware
 PAT kits include: 8mm to 7.3mm Conversion Spindle
 AIN kits include: Half spindle, and Spindle Installation Hardware
 FDPTP kits include: 8mm to 7.3mm Conversion Spindle

HOW TO ORDER, CONFIGURATION 4

STEP 1

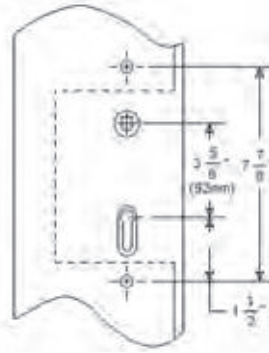
PICK YOUR MULTI-POINT TRIM

EXAMPLE # **MP004** . xxx . xxxx

STEP 2

CHOOSE YOUR DOOR CONFIGURATION

EXAMPLE # MP004 . xxx . xxx**4**



Configuration #	Description
Configuration 4	Profile Cylinder Below Handle — 3 5/8" (92 mm) center to center 7 1/8" center to center mounting hole location

STEP 3

CHOOSE YOUR FUNCTION — CONFIGURATION #4

EXAMPLE # MP004 . xxx . **ACT4**

ACT4
Entrance Profile Cylinder

FDP4
Passage

AIN4
Half Inactive/Half Passage

FD4
Full Inactive

PAT4
Patio

Bismark, Boulder, Cody, Concord, Lakeshore, Springfield, Santa Monica				Without Levers			
Tier 1				031		031	
Item #	Description	033, 034, 040	050, 060, 102	003, 055	056, 402	033, 034, 040	050, 060, 102
ACT4	Entry - Keyed W/ Turnknob			\$550	\$625	\$405	\$460
Passage Multi-point							
FDP4	Passage - Active No Cylinder Or Turnknob						
Half Inactive / Half Passage Multi-point							
AIN4	Inactive Outside And Active Inside - Non-keyed			450	525	305	360
Full Inactive Multi-point							
FD4	Inactive - Non-keyed						
Patio Multi-point							
PAT4	Patio - Non-keyed						
Multi-point, Escutcheons ONLY							
KN4	KN, Cut for Knob Inside						
KNR4	KN, Cut for Knob Inside - Rigid Lever						
KN04	KN, Cut for Knob Outside	\$190		220			
KNOR4	KN, Cut for Knob Outside - Rigid Lever						
KC4	KC, Cut for Cylinder Outside - Pro C4			210	240		
KCT4	KC, Cut for Cylinder Inside - Pro C4						

Kensington, Bristol, Richland				Without Levers			
Tier 2				031		031	
Item #	Description	033, 034, 040	050, 060, 102	003, 055	056, 402	033, 034, 040	050, 060, 102
ACT4	Entry - Keyed W/ Turnknob			\$600	\$675	\$455	\$510
Passage Multi-point							
FDP4	Passage - Active No Cylinder Or Turnknob						
Half Inactive / Half Passage Multi-point							
AIN4	Inactive Outside And Active Inside - Non-keyed			500	575	355	410
Full Inactive Multi-point							
FD4	Inactive - Non-keyed						
Patio Multi-point							
PAT4	Patio - Non-keyed						
Multi-point, Escutcheons ONLY							
KN4	KN, Cut for Knob Inside						
KNR4	KN, Cut for Knob Inside - Rigid Lever						
KN04	KN, Cut for Knob Outside	\$210		\$240			
KNOR4	KN, Cut for Knob Outside - Rigid Lever						
KC4	KC, Cut for Cylinder Outside - Pro C4			230	260		
KCT4	KC, Cut for Cylinder Inside - Pro C4						

HOW TO ORDER, CONFIGURATION 4

STEP 3 (CONT)

THICK DOOR KIT — CONFIGURATION #4

EXAMPLE # **MP000 . XXX . ACTD**Thick Door Kits
Tier 1 & Tier 2

	Included w/standard sets							List Price
ACT4	1 3/4"	2"	2 1/4"	2 3/8"	2 1/2"	2 3/4"		
All others	MP000.xxx.ACTD	MP000.xxx.ACTD	MP000.xxx.ACTE	MP000.xxx.ACTF	MP000.xxx.ACTG	MP000.xxx.ACTG		\$120
Bismark, Kensington, Lakeshore	MP000.xxx.ACTD	MP000.xxx.ACTE	MP000.xxx.ACTE	MP000.xxx.ACTF	MP000.xxx.ACTG	MP000.xxx.ACTI		\$120
PAT4	1 3/4"	2"	2 1/4"	2 3/8"	2 1/2"	2 3/4"		
All others	MP000.xxx.PATJ	MP000.xxx.PATJ	MP000.xxx.PATK	MP000.xxx.PATL	MP000.xxx.PATM	MP000.xxx.PATM		\$120
Bismark, Kensington, Lakeshore	MP000.xxx.PATJ	MP000.xxx.PATK	MP000.xxx.PATK	MP000.xxx.PATL	MP000.xxx.PATM	MP000.xxx.PATO		\$120
AIN Sets	1 3/4" to 2 1/4"			2 3/8" to 2 3/4"				
	MP000.000.AINS	—	—	MP000.000.AINT	—	—		\$25
FD Sets	1 3/4" to 2 1/4"			2 3/8" to 2 3/4"				
	MP000.000.FDPTP	—	—	MP000.000.FDPTQ	—	—		\$25
FDP Sets	1 3/4" to 2 1/4"			2 3/8" to 2 3/4"				
	MP000.000.FDPTP	—	—	MP000.000.FDPTQ	—	—		\$25

> Config #4 Multi-Point Active and Patio trims assume 1.75" door thickness. For thicker doors, please order a Thick Door kit according to the chart above.

Specify cylinder finish where noted.

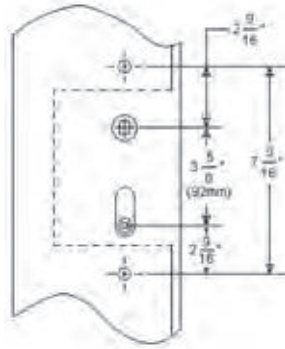
> Available cylinder finishes include ONLY 264 (Satin Chrome), 040 (Satin Brass) and 112 (Venetian Bronze).

> See finish chart on page 176 for cylinder finish recommendations.

ACT kits include: 8mm to 7.3mm Conversion Spindle, Keyed Cylinder, and Cylinder Installation Hardware
 PAT kits include: 8mm to 7.3mm Conversion Spindle, Patio Cylinder and Cylinder Installation Hardware
 AIN kits include: Half spindle, and Spindle Installation Hardware
 FDPTP kits include: 8mm to 7.3mm Conversion Spindle

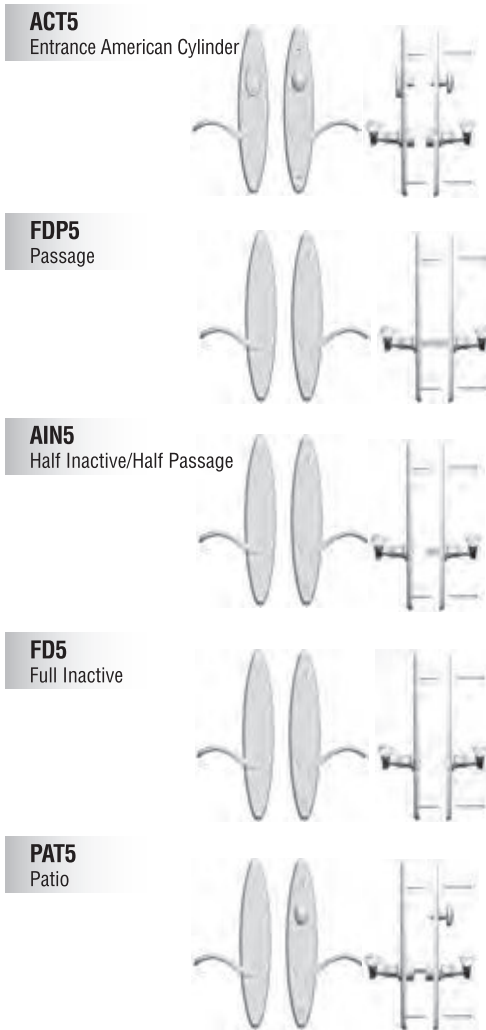
MULTI-POINT HOW TO ORDER, CONFIGURATION 5

STEP 1	PICK YOUR MULTI-POINT TRIM	EXAMPLE # MP004 . xxx . xxxX
STEP 2	CHOOSE YOUR DOOR CONFIGURATION	EXAMPLE # MP004 . xxx . xxx 5



Configuration #	Description
Configuration 5	American Cylinder Above or Below Handle — 3 5/8" (92 mm) center to center 7 9/16" center to center mounting hole location

STEP 3	CHOOSE YOUR FUNCTION — CONFIGURATION #5	EXAMPLE # MP004 . xxx . ACT5
---------------	--	-------------------------------------



Bismark, Boulder, Cody, Concord, Lakeshore, Springfield, Santa Monica				Without Levers			
Tier 1				031		031	
Item #	Description	033, 034, 040	050, 060, 102	003, 055	056, 402	033, 034, 040	050, 060, 102
ACT5	Entrance American Cylinder Multi-point Entry - Keyed W/ Turnknob			650		430	485
FDP5	Passage Multi-point Passage - Active No Cylinder Or Turnknob						
AIN5	Half Inactive / Half Passage Multi-point Inactive Outside And Active Inside - Non-keyed	450		525		305	360
FD5	Full Inactive Multi-point Inactive - Non-keyed						
PAT5	Patio Multi-point Patio - Non-keyed						
Multi-point, Escutcheons ONLY							
KN15	KN, Cut for Knob Inside						
KNIR5	KN, Cut for Knob Inside - Rigid Lever						
KN05	KN, Cut for Knob Outside	\$190		220			
KNOR5	KN, Cut for Knob Outside - Rigid Lever						
KC5	KC, Cut for Cylinder Outside - American C5	220		250			
KT5	KT, Cut for Turnpiece Inside - American C5	210		240			
PKT5	Patio KT, Cut for Turnpiece Inside - C5						
Kensington, Bristol, Richland				Without Levers			
Tier 2				031		031	
Item #	Description	033, 034, 040	050, 060, 102	003, 055	056, 402	033, 034, 040	050, 060, 102
ACT5	Entrance American Cylinder Multi-point Entry - Keyed W/ Turnknob			700		480	535
FDP5	Passage Multi-point Passage - Active No Cylinder Or Turnknob						
AIN5	Half Inactive / Half Passage Multi-point Inactive Outside And Active Inside - Non-keyed	500		575		355	410
FD5	Full Inactive Multi-point Inactive - Non-keyed						
PAT5	Patio Multi-point Patio - Non-keyed						
Multi-point, Escutcheons ONLY							
KN15	KN, Cut for Knob Inside						
KNIR5	KN, Cut for Knob Inside - Rigid Lever						
KN05	KN, Cut for Knob Outside	\$210		240			
KNOR5	KN, Cut for Knob Outside - Rigid Lever						
KC5	KC, Cut for Cylinder Outside - American C5	240		270			
KT5	KT, Cut for Turnpiece Inside - American C5	230		260			
PKT5	Patio KT, Cut for Turnpiece Inside - C5						

NOTE: #5 cylinder to spindle orientation is reversible, works for both above and below handle mounting.

STEP 3 (CONT)

THICK DOOR KIT — CONFIGURATION #5

EXAMPLE # **MP000 . XXX . ACTA**Thick Door Kits
Tier 1 & Tier 2

	Included w/standard sets			
ACT5	1 3/4" to 2 1/4"	2 3/8" to 2 1/2"	2 3/4"	List Price
	MP000.xxx.ACTA	MP000.xxx.ACTB	MP000.xxx.ACTC	\$115
PAT5	1 3/4" to 2 1/4"	2 3/8" to 2 3/4"		
	MP000.000.FDPTP	MP000.000.FDPTQ	—	\$25
AIN Sets	1 3/4" to 2 1/4"	2 3/8" to 2 3/4"		
	MP000.000.AINS	MP000.000.AINT	—	\$25
FD Sets	1 3/4" to 2 1/4"	2 3/8" to 2 3/4"		
	MP000.000.FDPTP	MP000.000.FDPTQ	—	\$25
FDP Sets	1 3/4" to 2 1/4"	2 3/8" to 2 3/4"		
	MP000.000.FDPTP	MP000.000.FDPTQ	—	\$25

- > Config #5 Multi-Point trims come standard for 1 3/4" to 2 1/4" door thickness. For thicker doors, please order a Thick Door kit according to the chart above. Specify cylinder finish where noted.
- > Available cylinder finishes include 264 (Satin Chrome) and 040 (Satin Brass) ONLY.
- > See finish chart on page 176 for cylinder finish recommendations.

ACT kits include: 8mm to 7.3mm Conversion Spindle, Keyed Cylinder, and Cylinder Installation Hardware
 PAT kits include: 8mm to 7.3mm Conversion Spindle
 AIN kits include: Half spindle, and Spindle Installation Hardware
 FDPTP kits include: 8mm to 7.3mm Conversion Spindle

HOW TO ORDER, CONFIGURATION 6

STEP 1

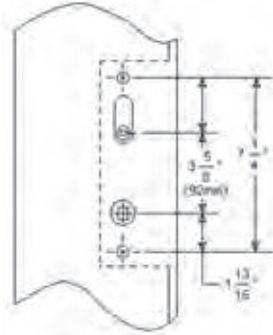
PICK YOUR MULTI-POINT TRIM

EXAMPLE # **MP004** . xxx . xxxx

STEP 2

CHOOSE YOUR DOOR CONFIGURATION

EXAMPLE # MP004 . xxx . xxx**6**

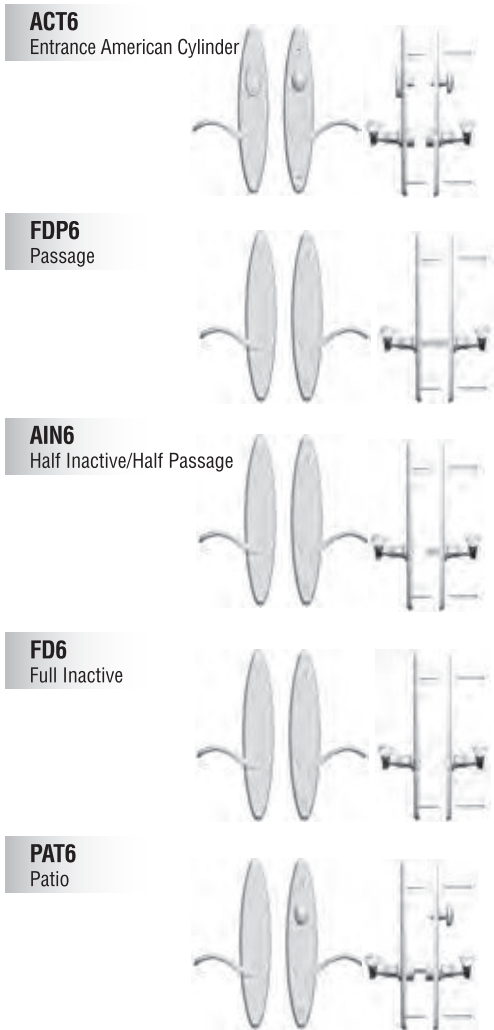


Configuration #	Description
Configuration 6	American Cylinder Above Handle — 3 5/8" (92 mm) center to center 7 1/4" center to center mounting hole location

STEP 3

CHOOSE YOUR FUNCTION — CONFIGURATION #6

EXAMPLE # MP004 . xxx . **ACT6**



Bismark, Boulder, Cody, Concord, Lakeshore, Springfield, Santa Monica				Without Levers					
Tier 1				031					
Item #	Description	033, 050, 112, 190	034, 060, 150, 260	040, 102, 151, 264	003, 055, 056, 402, 412, 452	033, 050, 112, 190	034, 060, 150, 264	040, 102, 151, 264	003, 055, 056, 402, 412, 452
Entrance American Cylinder Multi-point									
ACT6	Entry - Keyed W/ Turnknob				650			430	485
Passage Multi-point									
FDP6	Passage - Active No Cylinder Or Turnknob								
Half Inactive / Half Passage Multi-point									
AIN6	Inactive Outside And Active Inside - Non-keyed		450		525			305	360
Full Inactive Multi-point									
FD6	Inactive - Non-keyed								
Patio Multi-point									
PAT6	Patio - Non-keyed								
Multi-point, Escutcheons ONLY									
KN16	KN, Cut for Knob Inside								
KN1R6	KN, Cut for Knob Inside - Rigid Lever								
KN06	KN, Cut for Knob Outside		\$190		220				
KN0R6	KN, Cut for Knob Outside - Rigid Lever								
KC6	KC, Cut for Cylinder Outside - American C6			220		250			
KT6	KT, Cut for Turnpiece Inside - American C6			210		240			
PKT6	Patio KT, Cut for Turnpiece Inside - C6								

Kensington, Bristol, Richland				Without Levers					
Tier 2				031					
Item #	Description	033, 050, 112, 190	034, 060, 150, 260	040, 102, 151, 264	003, 055, 056, 402, 412, 452	033, 050, 112, 190	034, 060, 150, 264	040, 102, 151, 264	003, 055, 056, 402, 412, 452
Entrance American Cylinder Multi-point									
ACT6	Entry - Keyed W/ Turnknob				700			480	535
Passage Multi-point									
FDP6	Passage - Active No Cylinder Or Turnknob								
Half Inactive / Half Passage Multi-point									
AIN6	Inactive Outside And Active Inside - Non-keyed		500		575			355	410
Full Inactive Multi-point									
FD6	Inactive - Non-keyed								
Patio Multi-point									
PAT6	Patio - Non-keyed								
Multi-point, Escutcheons ONLY									
KN16	KN, Cut for Knob Inside								
KN1R6	KN, Cut for Knob Inside - Rigid Lever								
KN06	KN, Cut for Knob Outside		\$210		240				
KN0R6	KN, Cut for Knob Outside - Rigid Lever								
KC6	KC, Cut for Cylinder Outside - American C6			240		270			
KT6	KT, Cut for Turnpiece Inside - American C6			230		260			
PKT6	Patio KT, Cut for Turnpiece Inside - C6								

HOW TO ORDER, CONFIGURATION 6

STEP 3 (CONT)

THICK DOOR KIT — CONFIGURATION #6

EXAMPLE # **MP000 . XXX . ACTA**Thick Door Kits
Tier 1 & Tier 2

	Included w/standard sets			
ACT5	1 3/4" to 2 1/4"	2 3/8" to 2 1/2"	2 3/4"	List Price
	MP000.xxx.ACTA	MP000.xxx.ACTB	MP000.xxx.ACTC	\$120
PAT5	1 3/4" to 2 1/4"	2 3/8" to 2 3/4"		
	MP000.000.FDPTP	MP000.000.FDPTQ	—	\$25
AIN Sets	1 3/4" to 2 1/4"	2 3/8" to 2 3/4"		
	MP000.000.AINS	MP000.000.AINT	—	\$25
FD Sets	1 3/4" to 2 1/4"	2 3/8" to 2 3/4"		
	MP000.000.FDPTP	MP000.000.FDPTQ	—	\$25
FDP Sets	1 3/4" to 2 1/4"	2 3/8" to 2 3/4"		
	MP000.000.FDPTP	MP000.000.FDPTQ	—	\$25

> Config #6 Multi-Point trims come standard for 1 3/4" to 2 1/4" door thickness. For thicker doors, please order a Thick Door kit according to the chart above. Specify cylinder finish where noted.

> Available cylinder finishes include 264 (Satin Chrome) and 040 (Satin Brass) ONLY.

> See finish chart on page 176 for cylinder finish recommendations.

ACT kits include: 8mm to 7.3mm Conversion Spindle, Keyed Cylinder, and Cylinder Installation Hardware

PAT kits include: 8mm to 7.3mm Conversion Spindle

AIN kits include: Half spindle, and Spindle Installation Hardware

FDPTP kits include: 8mm to 7.3mm Conversion Spindle